



## 특징 (Character)

- AF105P 전제품은 배압센서만을 사용할 수 있습니다.  
Back pressure sensor is available only.
- 고정도, 고강성의 구조로 강력하고 안정된 파지력  
Strong and stable grip force by high-precision and high stiffness structure
- 웨지 & 롤러 가이드에 의한 정밀 개폐방식  
Precise open-close type by wedge & roller guide
- 초박형 구조로 몸체 후반부의 원형부위를 이용 취부 시 방향을 자유롭게 조정가능  
Adjustable gripper to directions freely in case of using and mounting body's circle part in thin profile structure



AF101
AF02
AF03
AF04P
<b>AF105P</b>
AF06
AF10
AF13
AF13C
AF14
AF15
AF316
AF17
AF117
AF19
AF24
AF26
AF28D
AF30
AF30L
AF30SP
AF40
AF46
AF56N
RAF56N
MF16

## 테이퍼 슬라이딩 & 롤러 가이드 방식 (Taper sliding & Roller guide type)

### 작동 방식 (Kinetics)

정교한 파지를 위한  
롤러 가이드 방식

roller guide type precise gripping  
because of base jaw guides with  
small clearance

### 구동부 (Drive)

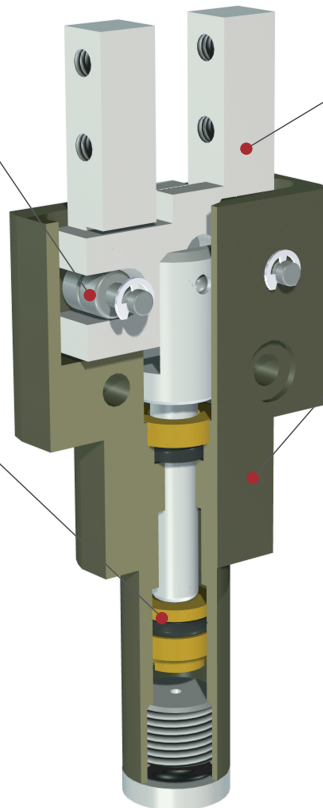
복동식  
double acting  
pneumatic cylinder

### 조 (Jaws)

파지부  
for gripping

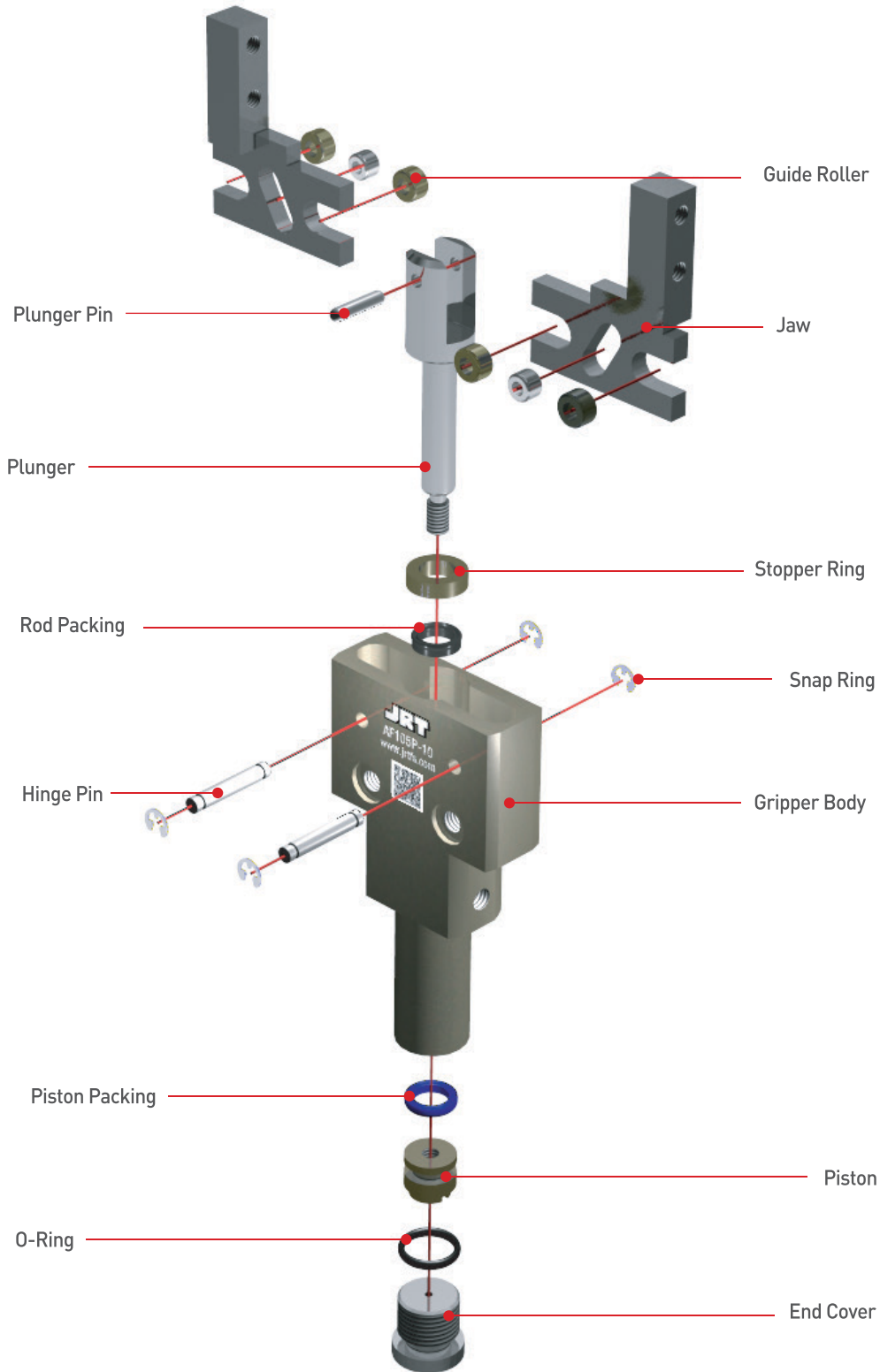
### 몸체 (Body)

경질 처리된 경량의  
알루미늄 합금  
high-tensile aluminum body with  
lightest possible because of  
hard anodizing

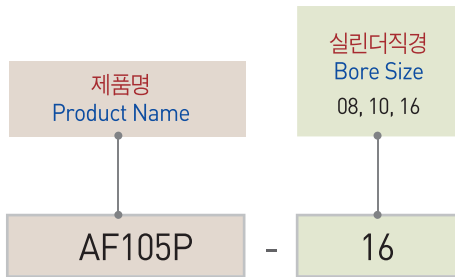


부품분해도 ( Exploded view )

※ 본 분해도는 한 제품을 예시하였으므로 기종별로 차이가 있을 수 있습니다.  
 ※ This is exploded view illustrates a certain product only. The contents may vary by product models.



주문기호 ( Ordering Code )



본 제품은 배압 센서만 사용가능  
This is product sensor is only back pressure sensor.

- AF101
- AF02
- AF03
- AF04P
- AF105P**
- AF06
- AF10
- AF13
- AF13C
- AF14
- AF15
- AF316
- AF17
- AF117
- AF19
- AF24
- AF26
- AF28D
- AF30
- AF30L
- AF30SP
- AF40
- AF46
- AF56N
- RAF56N
- MF16

## ☐ 제품사양 ( Specification )

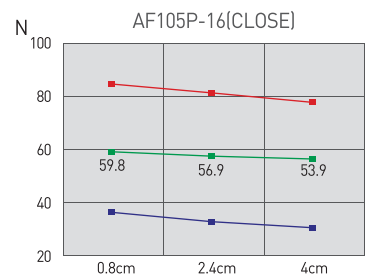
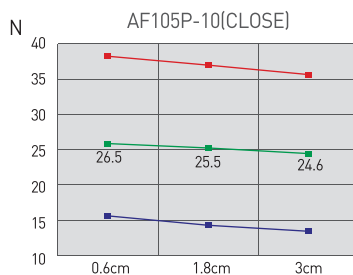
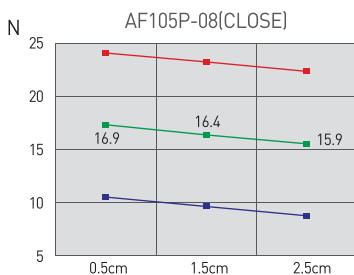
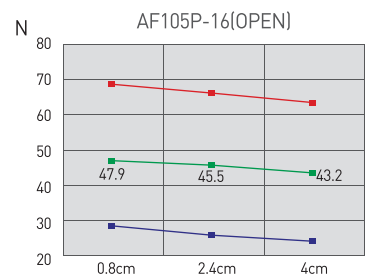
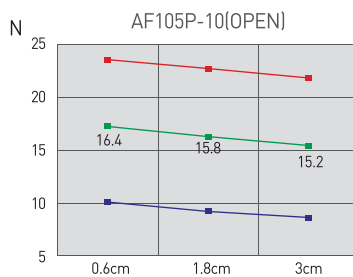
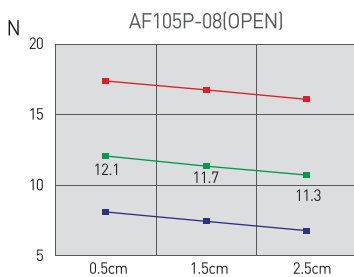
P=공기압력(bar) , L=작용점까지의 거리(mm)  
P=Air Pressure(bar) , L=Exertion length(mm)

제품명칭 Products Name	AF105P-08	AF105P-10	AF105P-16	단위 Unit
개폐범위 Stroke	4	5	8	mm
제품중량 Weight	0.06	0.11	0.27	kg
최대치구길이 Max. length attach	25	30	40	mm
배관접속구 Fitting size	M5	M5	M5	
파지력 : 열림시 Gripping force : Open	2.45(P-0.015L)	3.34(P-0.015L)	9.81(P-0.015L)	N
파지력 : 닫힘시 Gripping force : Close	3.43(P-0.015L)	5.40(P-0.015L)	12.26(P-0.015L)	N
1사이클당 공기소모량 Air consumption per cycle	0.2	0.3	1.4	cm <sup>3</sup>
닫힘시/열림시 시간 Closing / Opening time		0.01/0.01		sec
반복정밀도 Repeat accuracy		0.03		mm
연속사용회수 Continuation usage amount		60		cpm
사용압력 Operating pressure		3~7		bar
주위온도 Ambient temperature		-5 to 60		°C
윤활 Lubrication		불필요 Needleless		

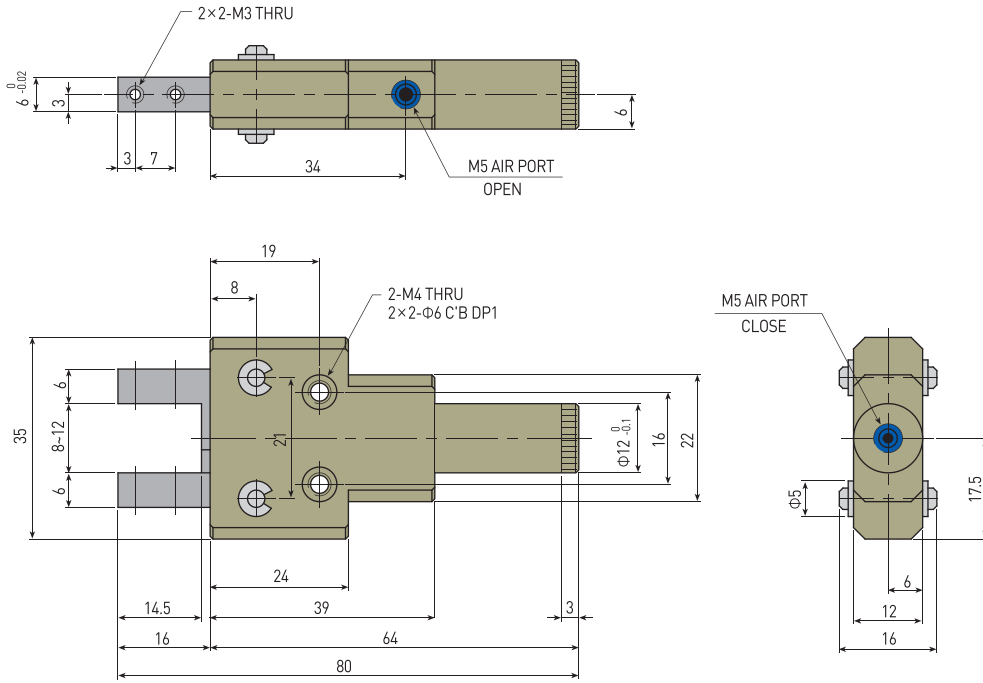
반복정밀도 : 연속 100회 작동후 측정치  
After 100 consecutive strokes to end positions

## ☐ 작용점에서의 파지력 ( Gripping Force From a Point of Action )

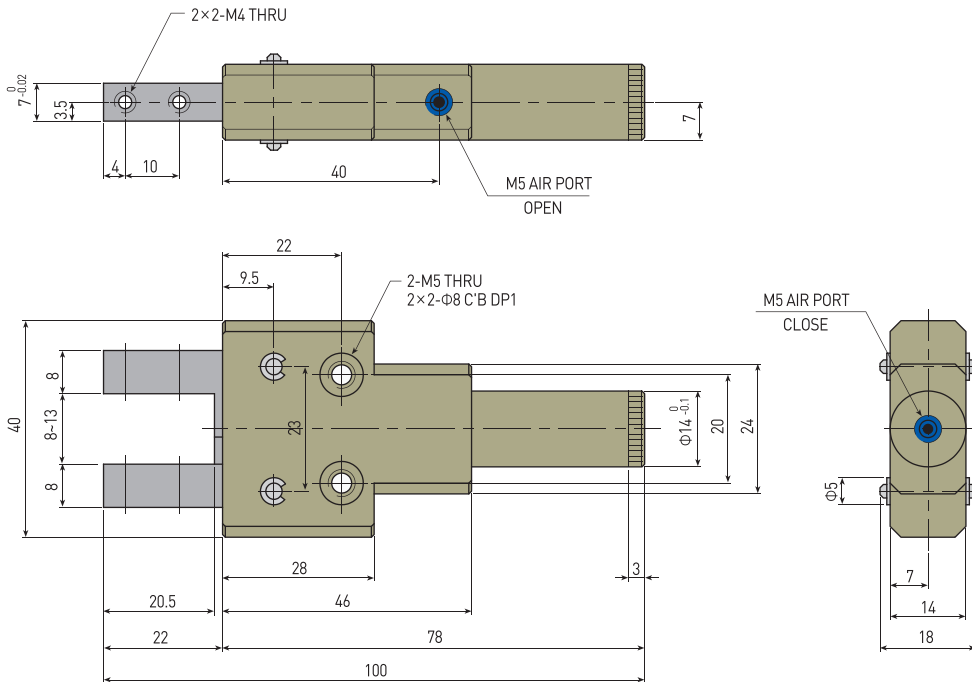
범례 ( Legend ) : —■— 7[bar] —■— 5[bar] —■— 3[bar]



AF105P-08

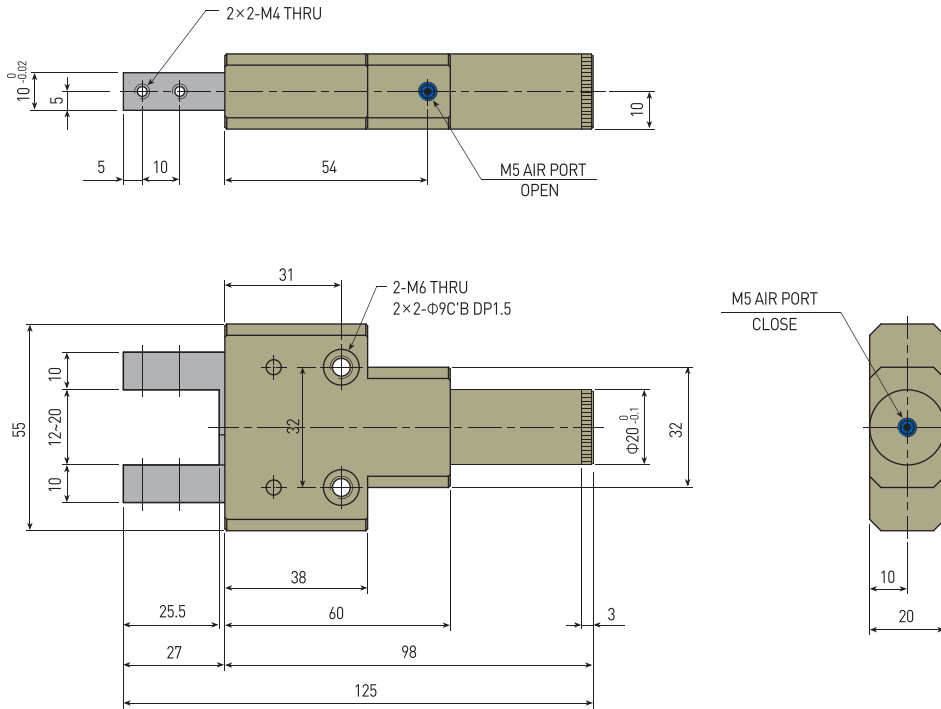


AF105P-10



- AF101
- AF02
- AF03
- AF04P
- AF105P**
- AF06
- AF10
- AF13
- AF13C
- AF14
- AF15
- AF316
- AF17
- AF117
- AF19
- AF24
- AF26
- AF28D
- AF30
- AF30L
- AF30SP
- AF40
- AF46
- AF56N
- RAF56N
- MF16

AF105P-16



NOTE